












Medications 1.0 to 2.0 Comparison





February 2025

Why should you **transition** to **Medications 2.0**?

This document outlines the **differences between Medications 1.0 and Medications 2.0**. It should help you **identify why transitioning to Medications 2.0 is beneficial** to your agency and understand the new and improved features that will be available to you.

Feature	Medications 1.0	Medications 2.0	Description
Medication Library (Web & Mobile)	<p style="text-align: center;"></p> <p style="text-align: center;">No Library</p> <p>Users must manually enter new medications each time</p>	<p style="text-align: center;"></p> <p style="text-align: center;">NEW Medication Library</p> <p>A medication library has been added to help nurses/caregivers easily enter, store, and retrieve information</p>	<p>In Meds 2.0, the configurable medication library allows users to easily enter, store, and retrieve medication data by reducing the likelihood of errors caused by manual data entry. When adding medications through the library, form fields are pre-populated with information making the process more efficient.</p>
Medication Settings (Web & Mobile)	<p style="text-align: center;"></p> <p style="text-align: center;">No Medication Settings</p> <p>No medications settings mean agencies cannot configure medication details</p>	<p style="text-align: center;"></p> <p style="text-align: center;">NEW Medication Settings</p> <p>Configurable medications settings</p>	<p>The medical settings in Meds 2.0 can be used to configure Medications 2.0 to meet agency specific requirements when entering medication details such as what units, frequencies, routes etc. will be available to choose from.</p>
Medication Administration Report	<p style="text-align: center;"></p> <p style="text-align: center;">No Administration Report</p>	<p style="text-align: center;"></p> <p style="text-align: center;">NEW Administration Report (Phase 2)</p>	<p>Can create reports of all administered medications over a period of time.</p>

Feature	Medications 1.0	Medications 2.0	Description
<p>Add Medication (Web & Mobile)</p>	<p style="text-align: center;"></p> <p style="text-align: center;">Add Medications on Web & Mobile</p> <p style="text-align: center;">In Meds 1.0, a medications dialogue box was used</p>	<p style="text-align: center;"></p> <p style="text-align: center;">Add Medications on Web & Mobile <i>*Revamped</i></p> <p style="text-align: center;">In Meds 2.0, clients now see a more sophisticated configurable form with better alignment of the fields</p>	<p>You can more easily add, store, and retrieve pertinent information with Medications 2.0.</p>
<p>Medication Profile (Web & Mobile)</p>	<p style="text-align: center;"></p> <p style="text-align: center;">Medication Profile</p>	<p style="text-align: center;"></p> <p style="text-align: center;">Medication Profile <i>*Revamped</i></p>	<p>Users now have the ability to filter by multiple statuses, administration types etc.</p> <p>Users can perform bulk medication status changes.</p> <p>Users can now select multiple values within each filter.</p> <p>Users can filter by active medications per patient.</p> <p>Users now have the ability to change the 485 status to Ongoing (US clients).</p>
<p>Medication Profile Report (Web & Mobile)</p>	<p style="text-align: center;"></p> <p style="text-align: center;">Medication Profile Report</p>	<p style="text-align: center;"></p> <p style="text-align: center;">Medication Profile Report <i>*Revamped</i></p>	<p>Medication 2.0 features a Medication profile report that can be printed out and saved. Users have the flexibility to filter the medications and print the list.</p>

Feature	Medications 1.0	Medications 2.0	Description
<p>Form Advanced Components</p>	<p style="text-align: center;"> Supported</p>	<p style="text-align: center;"> Supported *Updated Feature parity</p>	<p>Medication 2.0 supports the use of advanced components within forms.</p> <p>Custom medications can be added to a profile via a form submission.</p>
<p>Updated Display of Medication Data on the 485</p>	<p style="text-align: center;"> Only active medications would pull onto the 485 with a limited description.</p>	<p style="text-align: center;"> Meds 2.0 pulls more detailed medication information to the 485 (US) *Revamped</p>	<p>In Meds 2.0, the medication data populated on the 485 will better meet regulatory requirements including the display of medication instructions, PRN reason, and high alert status.</p> <p>Users can see medications that are in new, changed, ongoing, and discontinued status on the 485.</p>