

# WEB: CARE PLAN 2.0



## CREATING CLIENT CARE PLANS

Client Profile > Care Documentation > Care Plan  
NOTE: You can only have one active Care Plan at a time

### CARE PLAN 2.0

In 2.0, clients can have care plans in draft, completed, or archived status in addition to their current active care plan.

From the Care Plan tab, click View on the care plan you wish to review or select +Add Care Plan to create a new one.

Overview	Demographics	Events	Care Documentation	Visit Reports	Accounting	Scheduling	Coordination	Services	Tasks	
Medical History										<a href="#">+ Add Care Plan</a>
<b>Care Plan</b>										
Progress Notes										
Document Approval										
Assessments										
Medication										
Client Forms										

Name	Author	Start Date	End Date	Last Updated	Status	
Therapy Care Plan	Admin User	22-10-2019	-	22-10-2019 11:31	Active	<a href="#">View</a>
Occupational Therapy - Copy - Copy	Admin User	11-09-2019	21-10-2019	22-10-2019 11:31	Completed	<a href="#">View</a>
Care Plan	Admin User	12-09-2019	27-09-2019	04-09-2019 14:09	Completed	<a href="#">View</a>
Walkme test plan - Copy	Admin User	28-08-2019	-	04-09-2019 14:08	Archived	<a href="#">View</a>
Walkme test plan	Admin User	16-08-2019	-	04-09-2019 14:08	Archived	<a href="#">View</a>
Mobility Support	Admin User	19-07-2019	19-09-2019	04-09-2019 11:01	Completed	<a href="#">View</a>

## ADDING CARE PLAN ITEMS

NOTE: You must publish a Care Plan for it to become active and for interventions and goals to flow through the service tasks for a scheduled visit

### CARE PLAN 1.0

Medical History

**Care Plan**

Daily Activities

Progress Notes

Document Approval

Assessments

Medication

Infusion

Wound Care

Vitals

Vitals Configuration

Video Conference

Attachments

**Nursing Diagnoses**

Active

Limited mobility

Potential for fainting

Potential for heart attack

**Nursing Interventions**

Active

Take temperature

Train on diet

**Client Goals**

Active

Walk 200 m without support

Completed

fff

[+ ADD ITEM](#)

As interventions are the equivalent of Daily Activities in 2.0, the Daily Activities tab under Care Documentation has been removed.

### CARE PLAN 2.0

Medical History

**Care Plan**

Status **DRAFT**

Progress Notes

Document Approval

Assessments

Medication

Client Forms

Infusion

Wound Care

Vitals

Vitals Configuration

RPM Data

Remote Plan

Video Conference

Last edited by Admin User on 2019-07-04 16:11

**Diagnoses**

Difficulty breathing

From 2019-07-04

Last updated: 2019-07-04 by Admin User

**Goals**

[+](#)

Care Plan 2.0 allows you to add more details about diagnoses, goals and interventions - i.e., progress tracking method for goals, frequencies for interventions

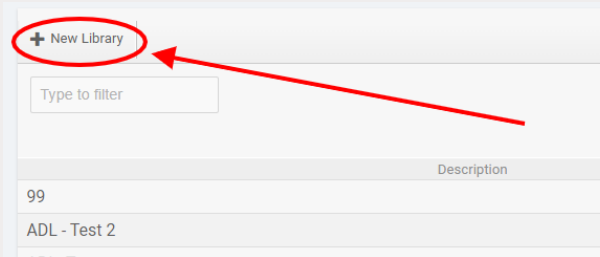
# WEB: CARE PLAN 2.0



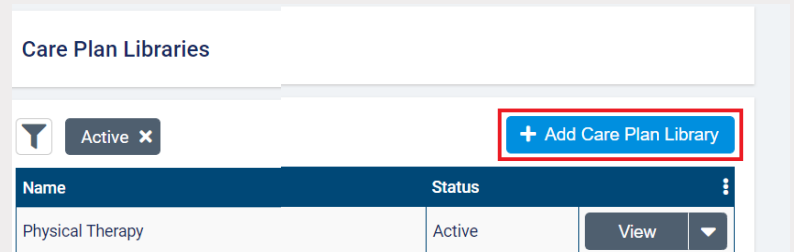
## CREATING CARE PLAN LIBRARIES

Settings > Care Plan Libraries

### CARE PLAN 1.0



### CARE PLAN 2.0

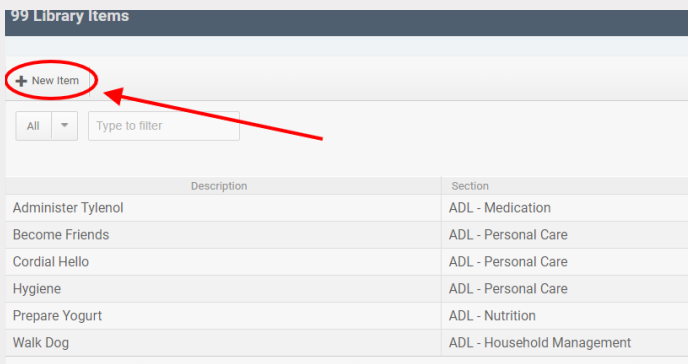


Once you have created a new care plan library, you can add diagnoses, goals, and interventions in the same way you add items to a client care plan.

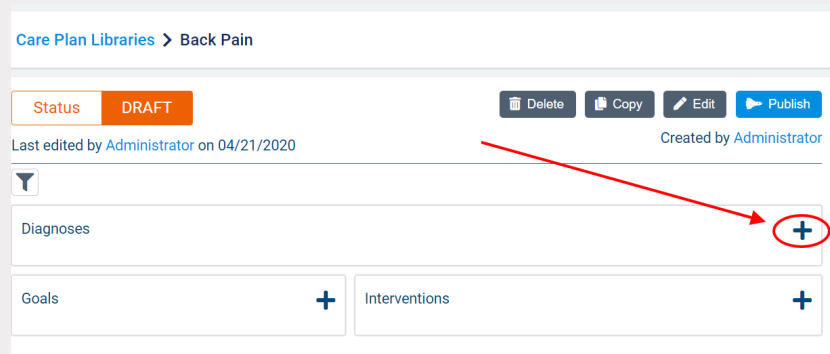
## ADDING CARE PLAN LIBRARY ITEMS

**NOTE:** You must publish a care plan library before it will become available to select from when building client care plans

### CARE PLAN 1.0



### CARE PLAN 2.0

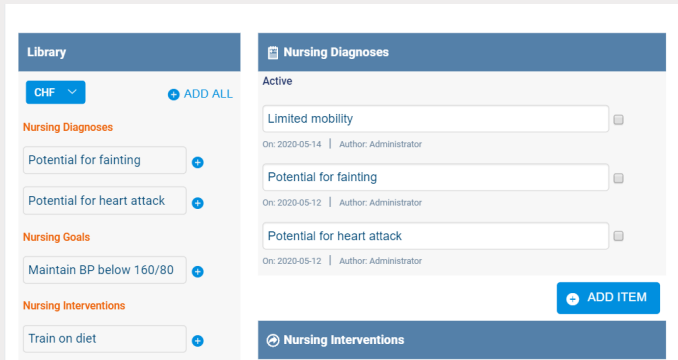


# WEB: CARE PLAN 2.0

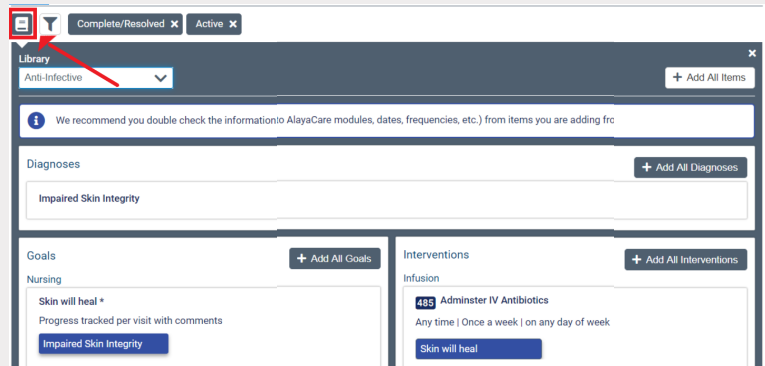


## ADDING CARE PLAN ITEMS FROM A LIBRARY

### CARE PLAN 1.0



### CARE PLAN 2.0

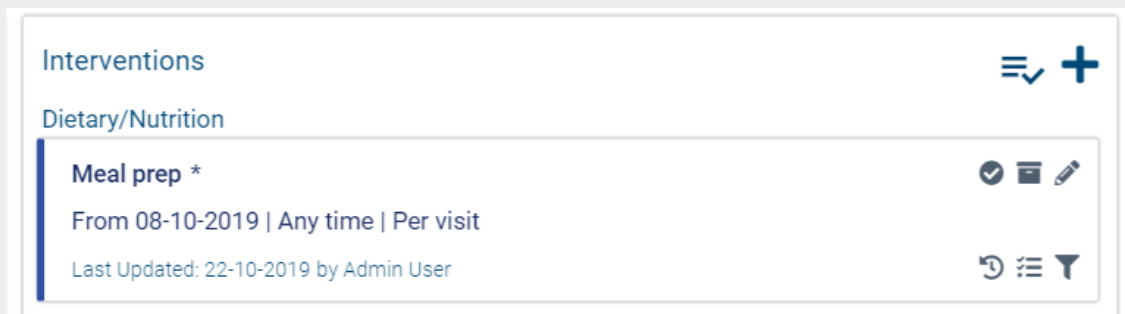


When adding items from a library, you can add all library items, all library items of one type (diagnoses, goals or interventions), or individual items from the library (with or without any items that may be linked to them).

## MAKING CHANGES TO A CARE PLAN ITEM

**NOTE:** You must publish a care plan library before it will become available to select from when building client care plans

### CARE PLAN 2.0



 Add an item

 Archive an item

 Filter the care plan

 Edit an item

 Resolve an item

 View Completion History

 Delete an item

 View Revision History

 Bulk edit care plan items

# WEB: CARE PLAN 2.0



## REVIEWING AND ADDING SERVICE TASKS ON WEB

NOTE: You cannot edit interventions when creating recurrences

### CARE PLAN 1.0

### CARE PLAN 2.0

Service Tasks consist of Interventions and Goals from a Care Plan and Forms attached to the visit or Service

## COMPLETING SERVICE TASKS ON WEB

NOTE: You can add additional forms or interventions from the client's care plan to the service tasks of a visit

### CARE PLAN 1.0

### CARE PLAN 2.0

Since interventions are replacing daily activities, there is no longer a Daily Activities tab in the visit dialogue in 2.0. Instead, there is a Service Tasks tab.

Once you clock in to a visit, you can mark interventions and goals as complete or leave a comment if they cannot be completed. You can also complete any forms that appear in service tasks.